

ECYT Wye Delta (Closed) Transfer Switch Fire Pump Controller

MASTER

Notes:

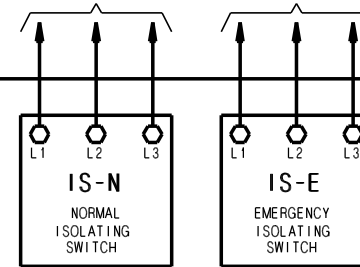
- 1) Deluge Valve (maintained) contact(s) & Remote Start (momentary) contact(s) OPEN to start pump.
- 2) Lockout contact(s) CLOSE to lockout pump.
- 3) Power Failure Alarm (PAR) & Genset Start (GSR) contacts shown in Alarm or Starting State. All others shown Normal.

CONTROLLER SUITABLE FOR USE AS SERVICE EQUIPMENT

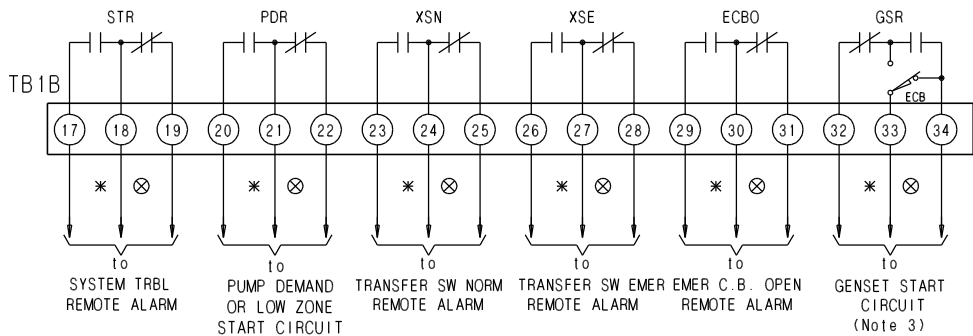
GROUNDING SERVICE CONDUCTOR
GROUNDING ELECTRODE CONDUCTOR

to Normal 3 Ø A.C. Source (SEQUENCE ABC)

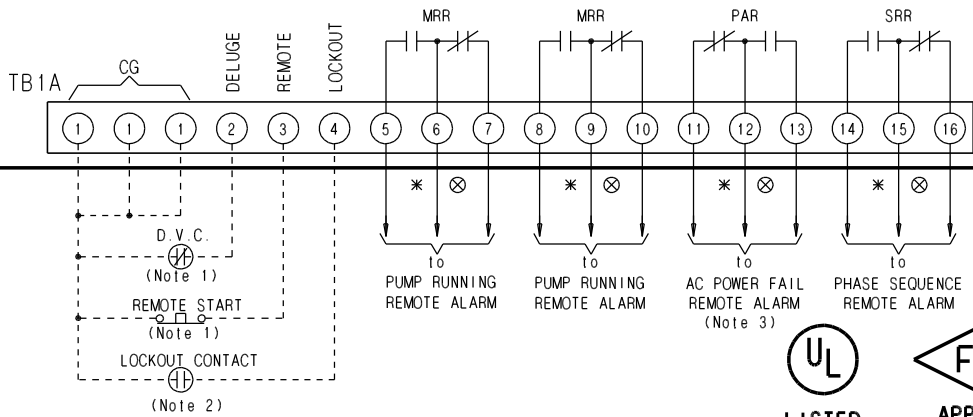
to Emergency 3 Ø A.C. Source (SEQUENCE ABC)



MASTER Transfer Switch Fire Pump Controller



*-Contacts CLOSE to ALARM ⊗-Contacts OPEN to ALARM
Alarm contact rating (Resistive): 2 Amps @ 30VDC.
1 Amp @ 125 VAC



Typical Wye-Delta Motor Controller Connections (for NEMA Motor Lead Designations)

