

DMC Fire Pump Controller

MASTER

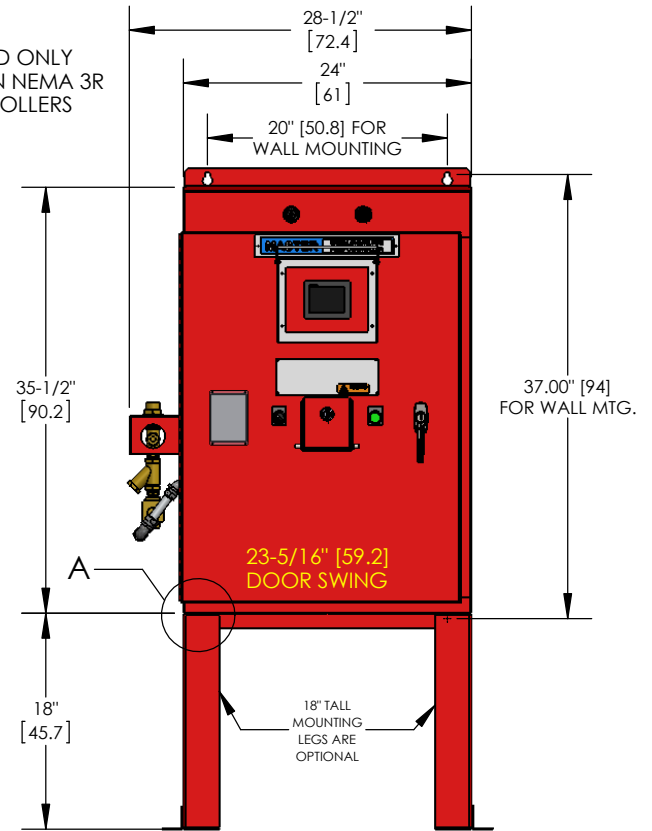
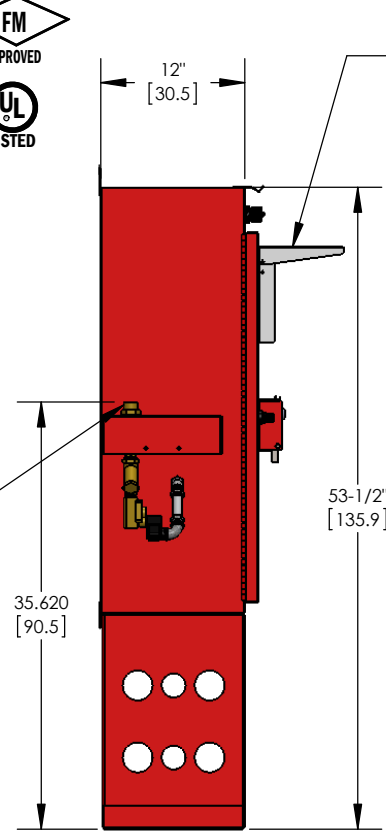
Notes:

- Construction:** NEMA Type 2, 12, 3R and 4
- Finish:** Fire Pump Red
- Conduit Entrance:** Conduit Entry on Top or Bottom. Protect Equipment from Drilling Chips
- Conduit Hubs:** Waterproof Hubs Required for Top Entry
- Access:** Front
- Mounting:** Wall Mount or Floor Mount with Optional Legs
- Shipping Weight:** 190 Lbs. (86.2 kg) Max.

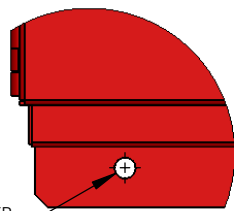
Dimensions In Inches and [Centimeters]



1/2" (13mm) Female N.P.T. Nominal (Trade Size) American Std. Tapered Pipe Thread

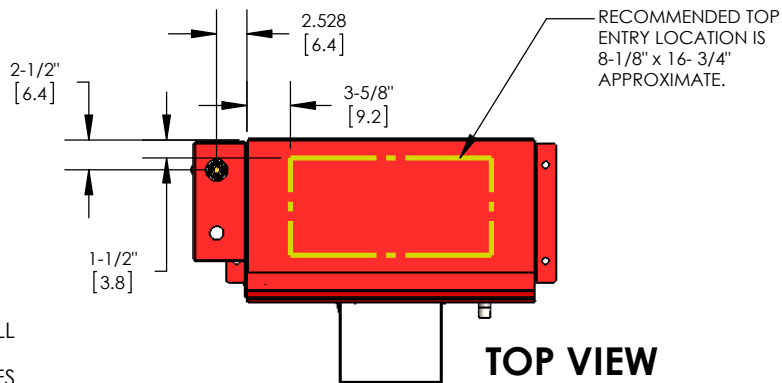


DETAIL A
SCALE 1 : 4

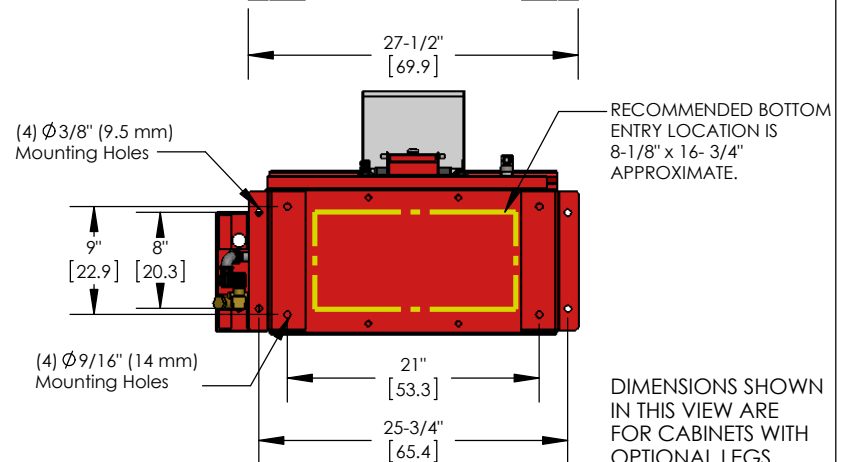


Ø.437 [1.1] TYP BOTH SIDES

DETAIL SHOWS HOLE FOR WALL MOUNTING IF OPTIONAL LEGS ARE NOT USED. TYP. BOTH SIDES



TOP VIEW



DIMENSIONS SHOWN IN THIS VIEW ARE FOR CABINETS WITH OPTIONAL LEGS