

# MCOT Wye Delta (Open) Transfer Switch Fire Pump Controller

**MASTER**

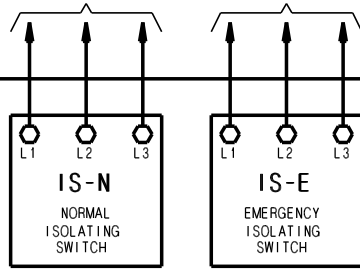
**Notes:**

- 1) Deluge Valve (maintained) contact(s) & Remote Start (momentary) contact(s) OPEN to start pump.
- 2) Lockout contact(s) CLOSE to lockout pump.
- 3) Power Failure Alarm (PAR) & Genset Start (GSR) contacts shown in Alarm or Starting State. All others shown Normal.

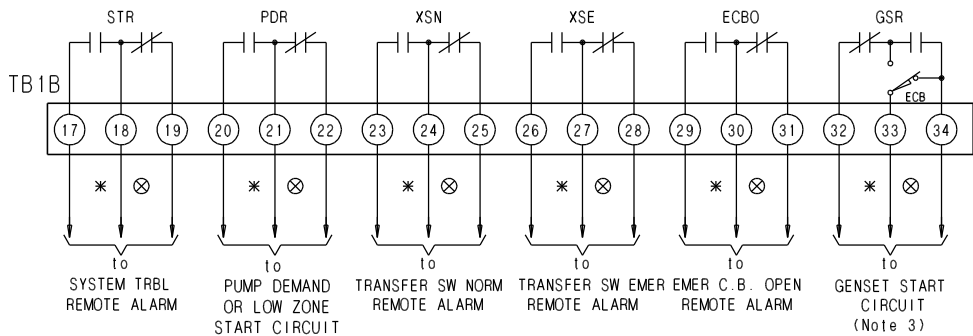
CONTROLLER SUITABLE FOR USE AS SERVICE EQUIPMENT

GROUNDING SERVICE CONDUCTOR  
GROUNDING ELECTRODE CONDUCTOR

to Normal 3 Ø A.C. Source (SEQUENCE ABC)  
to Emergency 3 Ø A.C. Source (SEQUENCE ABC)

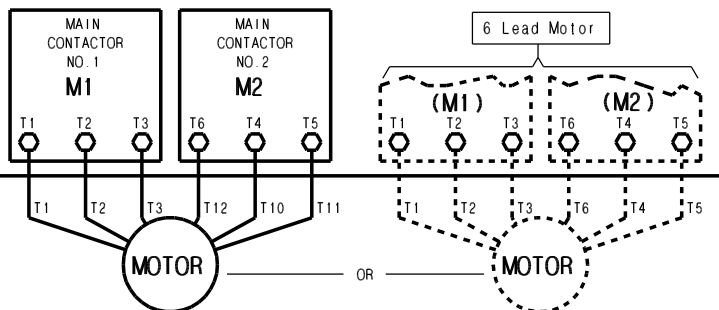
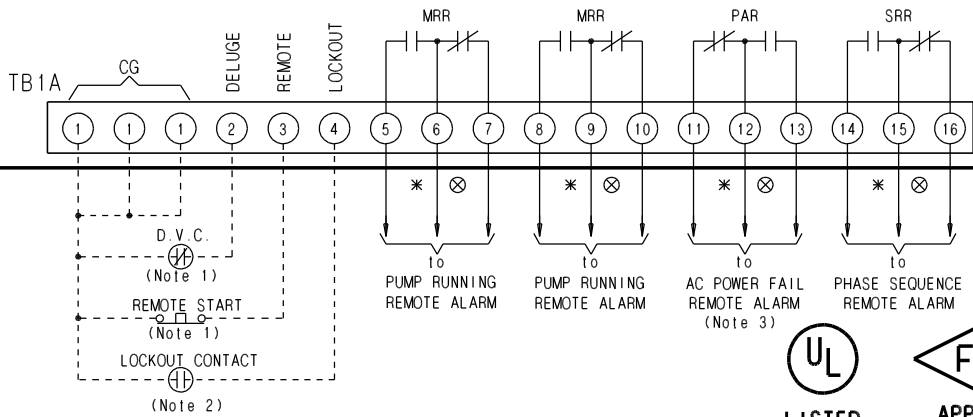
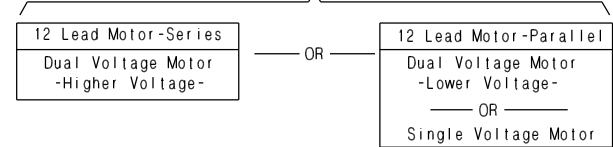


MASTER Transfer Switch Fire Pump Controller



\*-Contacts CLOSE to ALARM ⊗-Contacts OPEN to ALARM  
Alarm contact rating (Resistive): 2 Amps @ 30VDC.  
1 Amp @ 125 VAC

Typical Wye-Delta Motor Controller Connections (for NEMA Motor Lead Designations)



For 12 Lead (Series) Motor Tie Together Motor Leads T4-T7, T5-T8, T6-T9

For 12 Lead (Parallel) Motor Tie Together Motor leads T1-T7, T2-T8, T3-T9, T6-T12, T4-T10, T5-T11

